

TRUE UNION & SPIGOT-END DIAPHRAGM VALVE

Smooth operation with clear indication of opening/ closing through the gauge cover.


Low maintenance cost with replaceable diaphragm and long service life

Rated to 100 psi non-shock water at 73°F

Adjustable stopper to avoid over-tightening

Available in PVC, CPVC, PP, PVDF

Diaphragm material choices of EPDM, Viton®, and PTFE.

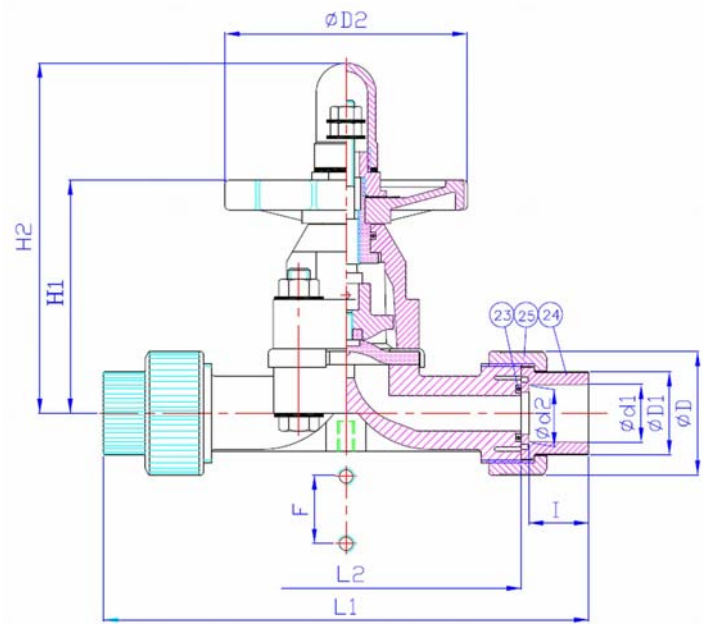
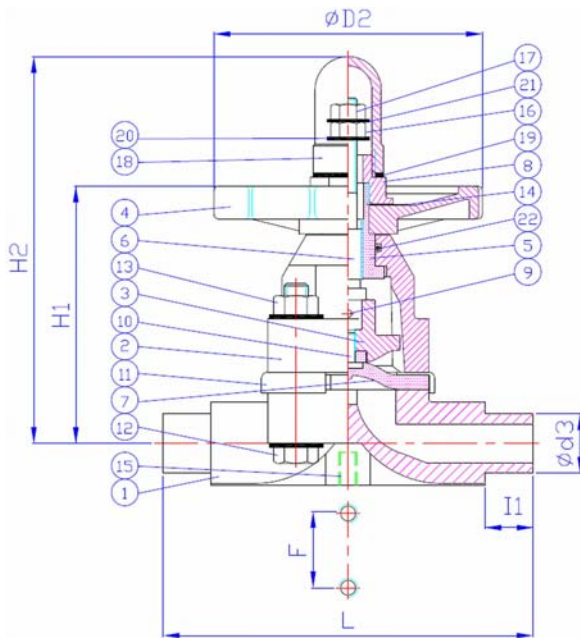


Diaphragm Valves are built to order and must be ordered in master carton quantities. Please check with Customer Service for part numbers, pricing and lead time. If ordering True Union type, please specify Socket or NPT female thread end connections.

	1/2	3/4	1	1-1/2	2
Qty	24	12	12	4	4

Do not use with compressed air or gas.
For fluid handling only.

Revised 11/19/09



NO.	PART	MATERIAL	Q'TY
1	BODY	UPVC, CPVC, PP, PVDF	1
2	BONNET	UPVC, CPVC, PP, PVDF, PP+GF	1
3	COMPRESSOR	FC, SUS	1
4	HANDWHEEL	PP	1
5	SLEEVE	C3602	1
6	STEM	C3602	1
7	DIAPHRAGM	EPDM, FPM, PTFE	1
8	CAP	UPVC, CPVC, PVDF, PP+GF	1
9	COMPRESSOR PIN	SUS 304	1
10	INSERTED METAL	C3602, SUS304	1
11	RUBBER LINER	SUS 304	1
12	BOLTS&WASHERS	SUS 304	4
13	NUTS&WASHERS	SUS 304	4
14	NAME PLATE	PVC	1
15	BOTTOM NUT	C3604	2
16	STOPPER	SUS 304	1
17	SET NUT	SUS 304	1
18	GAUGE CIVER	AS	1
19	SHEET GASKET	EPDM	1
20	SHEET RING	SUS 304	1
21	INDICATIVE WASHER	ABS	1
22	O-RING	NBR	1
23	O-RING	EPDM, FPM	2
24	END CONNECTOR	UPVC, CPVC, PP, PVDF	2
25	UNION NUT	UPVC, CPVC, PP, PVDF	2

Dimensions (mm)

	1/2	3/4	1	1-1/2	2
ød1	21.54	26.87	33.65	48.56	60.63
ød2	21.23	26.57	33.27	48.11	60.17
I	22.22	25.4	28.58	34.93	38.1
øD	46	55	66	97	120
øD1	31	37	44	64	78
øD2	95	95	110	150	150
ød3	20	25	32	50	63
L2	130	150	160	200	230
L1	180	207	224	276	317
L	124	144	154	194	224
H1	128	138	144	220	225
H2	86	95	98	150	148
I1 (PVC, CPVC)	16	19	22	31	34
I1 (PP, PVDF)	14.5	16	18	23.5	27.5
S	11	11	11	15	15
F	25	25	25	45	45

Dimensions (Inch)

	1/2	3/4	1	1-1/2	2
ød1	0.8480	1.0579	1.3248	1.9118	2.3870
ød2	0.836	1.046	1.310	1.894	2.369
I	0.875	1.000	1.125	1.375	1.500
øD	1.811	2.165	2.598	3.819	4.724
øD1	1.220	1.457	1.732	2.520	3.071
øD2	3.740	3.740	4.331	5.906	5.906
ød3	0.787	0.984	1.260	1.969	2.480
L2	5.118	5.906	6.299	7.874	9.055
L1	7.087	8.150	8.819	10.866	12.480
L	4.882	5.669	6.063	7.638	8.819
H1	5.039	5.433	5.669	8.661	8.858
H2	3.386	3.740	3.858	5.906	5.827
I1 (PVC, CPVC)	0.630	0.748	0.866	1.220	1.339
I1 (PP, PVDF)	0.571	0.630	0.709	0.925	1.083
S	0.433	0.433	0.433	0.591	0.591
F	0.984	0.984	0.984	1.772	1.772

CUSTOMER SERVICE: 6400 Corporate Ave., Portage, MI 49002

Toll-free (800)374 0234, Phone (269)323 2495, Fax (269) 323 0630 www.colonialengineering.com